

BS6

SUCCESS IS A
LONG JOURNEY.
START HERE.

INTRODUCING

D-MAX
S-CAB




THE POWER YOU NEED TO GET AHEAD.



Over **10 Lakh***
engines sold worldwide

**Powerful & proven engine with
VGS technology**
For unbeatable performance.



220mm high ground clearance**
Now tackle any road.

*Cumulative data for all the generations put together. **HI-RIDE variant.



Low 6.1m turning radius[^]
To access even the narrowest of roads.



Refined 5-speed gearbox with overdrive
For precise and smooth drivability.



Aerodynamic design
For stability and lower NVH.

[^]Standard Ride variant.

THE ONE YOU CAN DEPEND ON.




High tensile steel body

Provides superior strength and ruggedness for the long run.



iGrip platform

Modern, new generation platform for high performance.



Stronger suspension

Heavy duty suspension that provides optimum load carrying capability.



Protective all-round electro deposition coating

Prevents rusting and provides long-lasting performance.



Tested for over 40 LAKH km[#]

Making the D-Max S-Cab an extremely reliable product.

#40 LAKH km is the sum of distance covered under various test conditions in multiple vehicles.

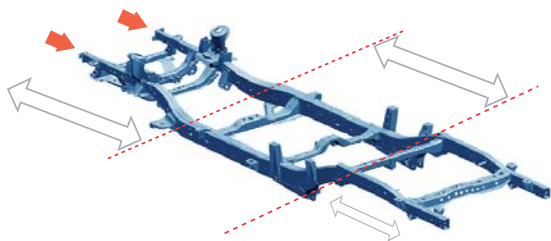


Graphite coated pistons

Extends engine life by preventing wear and tear during cold starts.


**TOWARDS YOUR
GOALS, SAFELY.**





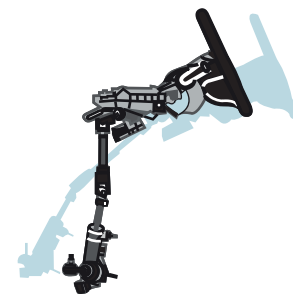
Collapsible chassis with crumple zones

Provides more safety to occupants during front and rear collisions.



Cross-car front beam and side-door intrusion beams

Provides added safety from front and side impacts.



Collapsible steering column

Added safety for the driver in the event of a frontal collision.



Efficient braking system

With 26.6 cm brake boosters, ventilated disc and twin pot calipers.



Underbody protection kit

Steel skid plate and engine bottom guard to safeguard the key vehicle aggregates.



LSPV (Load Sensing Proportioning Valve)


An intelligent braking system that corresponds to the load and reacts accordingly preventing wheel skidding.

MAKES A TOUGH JOB EASIER.




Fabric seat covers

When style meets comfort.



Front independent double wishbone suspension

Heavy duty suspension for superior comfort and unmatched on-road durability.



6-way adjustable driver seat

Customizable support for the driver's comfort.



**Powered windows with
driver auto-down**

Automated convenience for
the driver and the passengers.



**Large wheels (40.6 cm)
with tubeless tyres**

For better comfort
and safety.



**A/C with blower, heater,
dust and pollen filter**

Maximum comfort for
all passengers.



ALWAYS READY TO GO AGAIN.



Central Locking System
More control for the driver.



Multiple storage spaces
More space while on the go.



Rear 60:40 tip-up seats
Flexibility to create extra cargo space.



Large cargo bed

A 2.2 m² load deck that can efficiently carry all your load.



Dual position tailgate handle

Facilitates easy opening during loading and unloading.



Large ORVM with casing

Ensures no change in mirror position even after folding.

THE NEW ISUZU D-MAX S-CAB. NOW BETTER THAN EVER.



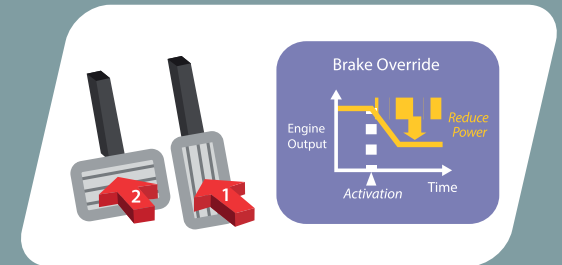
Gear shift indicator

Prompts the driver to upshift or downshift according to engine RPM.



Co-driver sliding seat

Better comfort and control for the co-passenger in the front seat.



Brake override system

An intelligent system that reacts to panic stopping of the vehicle, even when the accelerator is pressed with the brakes.



High contrast and stylish instrument cluster

Modern instrument cluster providing optimum visibility during day and night.



Rear parking sensor

For maximum ease of parking.



High mount stop lamp

Extra precaution for the vehicle approaching from the rear.

FOR EVERY ROAD, EVERY LOAD.

Interior Contractor



Event Management



Architect



SPECIFICATIONS AND FEATURES

| | | |
|----------------------------|--|-----------------------------|
| Model | S-CAB SR | S-CAB HR |
| Emission | BS6 | BS6 |
| Engine | | |
| Type | 4 Cylinder, Common Rail, VGT Intercooled Diesel | |
| Engine Displacement | 2499 cm³ | |
| Max Power | 58 kW (78 hp) @ 398 rad/s (3800 rpm) | |
| Max Torque | 176 Nm @ 157 – 251 rad/s (1500–2400 rpm) | |
| Transmission | | |
| No. of speeds, Shift type | 5 Speed, Manual | |
| Suspension | | |
| Front | Double Wishbone, Coil Spring | |
| Rear | Semi-Elliptic Leaf Spring | |
| Wheel | | |
| Rim Size | 6.5J x 15 (38.1 cm) | 6.5J x 16 (40.6 cm) |
| Tyre Size | 215/70 R15C | 205/R16C |
| Tyre Type | Radial, Tubeless | |
| Brakes and Steering | | |
| Brake Type | Hydraulic Brake with large Booster (26.67 cm) and LSPV | |
| Front Brake | Ventilated Disc with Twin Pot Caliper | |
| Rear Brake | Drum | |
| Steering Type | Hydraulic Power Assist with Tilt Adjustment | |
| Dimensions | | |
| Overall Vehicle (LxWxH) | 5190 mm x 1775 mm x 1690 mm | 5190 mm x 1860 mm x 1780 mm |
| Wheelbase | 3095 mm | |
| Cargo Deck (Inner) (LxWxH) | 1485 mm x 1530 mm x 465 mm | |
| Turning Circle Radius | 6.1 m | 6.3 m |
| Capacity | | |
| Fuel Tank | 55 litre | |
| Seating | 5 | |
| Weight | | |
| Payload | 1100 kg | 1055 kg |
| GVW | 2850 kg | |
| Kerb Weight | 1750 kg | 1795 kg |

| COMFORT AND CONVENIENCE |
|--|
| Power Steering with Tilt Adjustment |
| Air Conditioner with Heater |
| Dust and Pollen Filter |
| Rear Air Duct on Floor Console |
| Driver Seat and Seat-belt Height Adjuster |
| All Power Windows with Auto-down for Driver |
| Central Locking |
| Inner and Outer Dash Noise Insulation |
| Fabric Seat Cover and Moulded Roof Lining |
| Clutch Footrest |
| High Contrast New Gen Digital Display with Clock |
| Gear Shift Indicator |
| Front Wiper with Intermittent mode |
| ORVMs with Adjustment Retention |
| Large A-pillar Assist Grip |
| Co-driver seat sliding |
| Sun visor for driver & co-driver |
| UTILITY |
| Flexible Rear Seat - Foldable with 60:40 Tip-up |
| Multiple Storage Compartments |
| Multiple Bottle and Cup Holders |
| Twin Glove Box and Full Floor Console with Lid |
| Twin 12 V Mobile charging points |
| Dual Position Tailgate with Centre-lift type Handle |
| 4 Speakers with pre-wiring |
| SAFETY AND SECURITY |
| Hydraulic Brake with large Booster (26.67 cm) and LSPV |
| Ventilated Front Disc Brake with Twin Pot Caliper |
| Brake Override System |
| Chassis and Cabin with Crumple Zones |
| Cross Car Front Beam |
| Door Side Intrusion Beams |
| Steel Skid Plate with Engine Bottom Guard |
| Collapsible Steering Column |
| Day and Night Inside Rear View Mirror |
| Rear Parking Assist System |
| Warning Lights and Buzzers |

PICK FROM THE BEST.



Galena Grey



Titanium Silver



Splash White

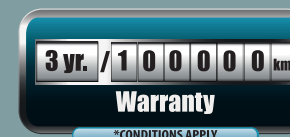


Disclaimer -The ISUZU D-MAX S-CAB vehicle can only be registered as 'Commercial Vehicle' in India and can only be driven by person/s holding a valid 'Light Commercial Vehicle' license or such other as may be prescribed under the relevant norms prevalent under different states in India in line with the Motor Act 1988 and Central Motor Vehicle Rules, 1989 as amended from time to time. The information provided in this brochure should be viewed as accurate at the time of going to print. Images shown are only for representation purpose. The illustrations/images may show optional equipment and accessories which are not part of the standard package. The product specifications/variants/colours

shown in the brochure are subject to change without notice and the manufacture reserves the right to change/modify elements of vehicle specifications and equipment/accessories. Actual vehicle colours in the brochure may vary from those shown owing to limitations in printing. Model series ISUZU D-MAX S-CAB comply with Bharat Stage VI emission norms. Date of going to print – 5th October, 2020

For more information, visit us at: www.isuzu.in

ISUZU Motors India | YouTube | [IsuzuMotorsIndia](https://www.youtube.com/user/IsuzuMotorsIndia)



ISUZU

NEVER STOP

ISUZU MOTORS INDIA PRIVATE LIMITED

9th Floor, Prestige Centre Court - Office Block,
Vijaya Forum Mall, No. 183, N. S. K Salai,
Vadapalani, Chennai - 600 026, Tamil Nadu, India.
Toll Free No.: 1800 4199 188